

TECHNICAL INSTALLATION GUIDE OF PERFORMANCE

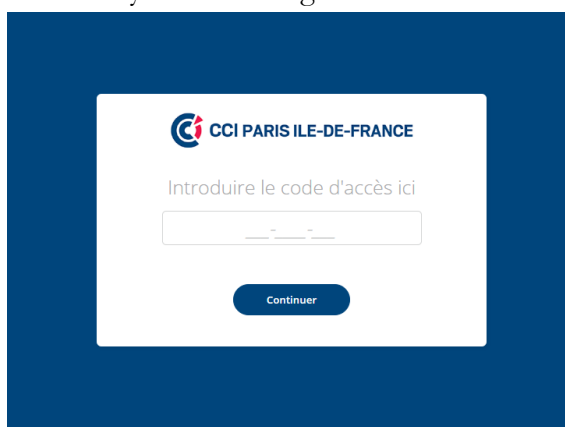
The purpose of this document is to describe the actions to be taken to launch a session in electronic format with Safe Exam Browser (SEB) to use Performance.

Installation of the software Safe Exam Browser



- Download Safe Exam Browser software from the following address:
https://www.safeexambrowser.org/download_en.html
- Click on the downloaded file and follow the installation steps

Launching the secure browser

- Go to the web page <https://www.lefrancaisdesaffaires.fr/performance/>
- Click on TEF or DFP according to the organized session
- Unzip the downloaded file and install it on the desktop
- **NB : It will not be necessary to re-download this file each time. Once installed on the desktop, it can be reused at each session.**
- Double-click on the file « PerformanceTEFDFP.seb »
- The candidate must now identify himself using his access code available on the Portail



In the browser

- The icon  allows you to adjust the sound during the test.
- The icon  allows you to quit the browser. The password to quit is :

tef\$2019

Do not transmit this password to candidates!